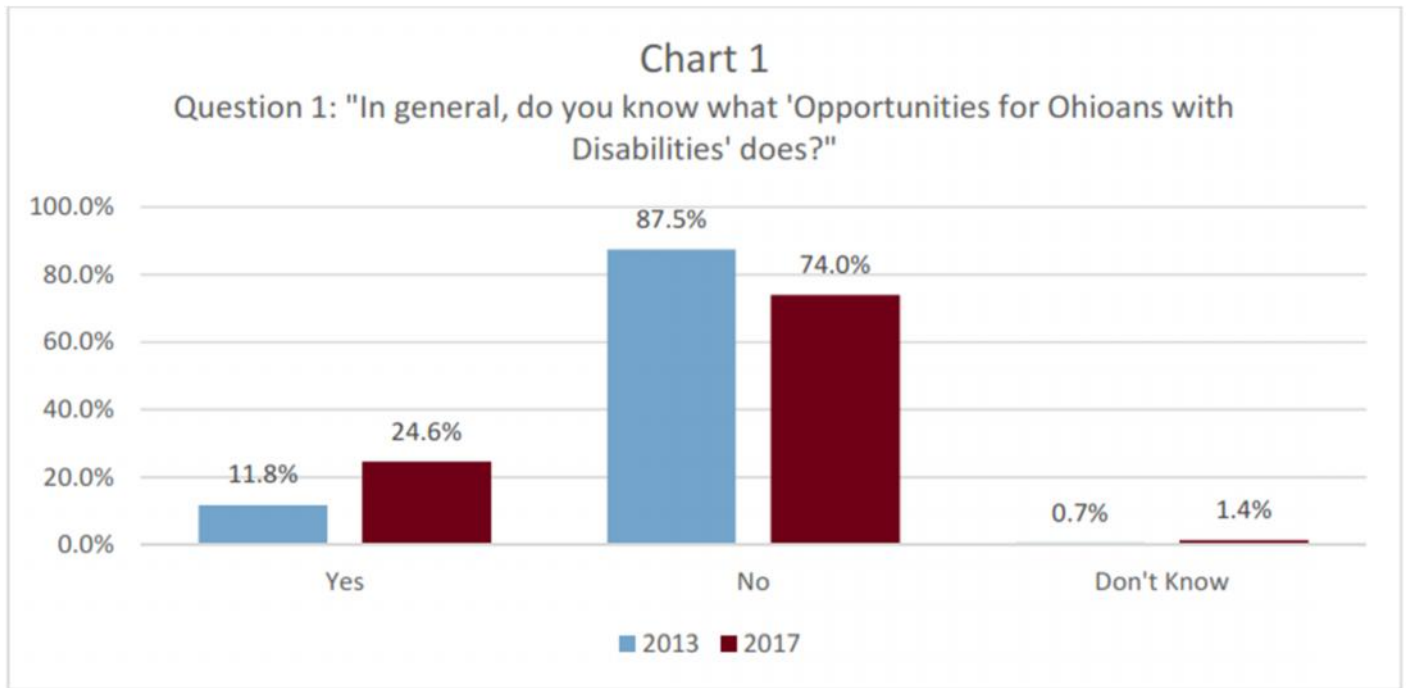


The Ohio Poll

To assess the impact of the agency’s name change from the Ohio Rehabilitation Services Commission to Opportunities for Ohioans with Disabilities (OOD), OOD participated in the 2017 Ohio Poll conducted by the University of Cincinnati Institute for Policy Research (UCIPR) as a follow-up to the 2013 Ohio Poll. UCIPR surveyed eight hundred and thirty-six (836) randomly selected Ohio adults between June 28, 2017 and July 30, 2017 to determine Ohioans’ awareness about OOD, the services provided by OOD, and whether someone they know might benefit from those services. The results of the 2017 survey demonstrate that the agency name change has started to have a positive impact on awareness of OOD and its services.

The same set of questions was asked in both the 2013 and 2017 Ohio Polls with the only change being the name of the agency. Ohio residents were asked the following question, “In general, do you know what OOD does?” In 2017, twenty-five percent of Ohio residents said they know what OOD does, while seventy-five percent of residents said they do not know. This compares favorably to the results obtained in 2013, with the percentage of residents in 2017 who said they know what OOD does being more than double the percentage obtained four years prior (see Chart 1).

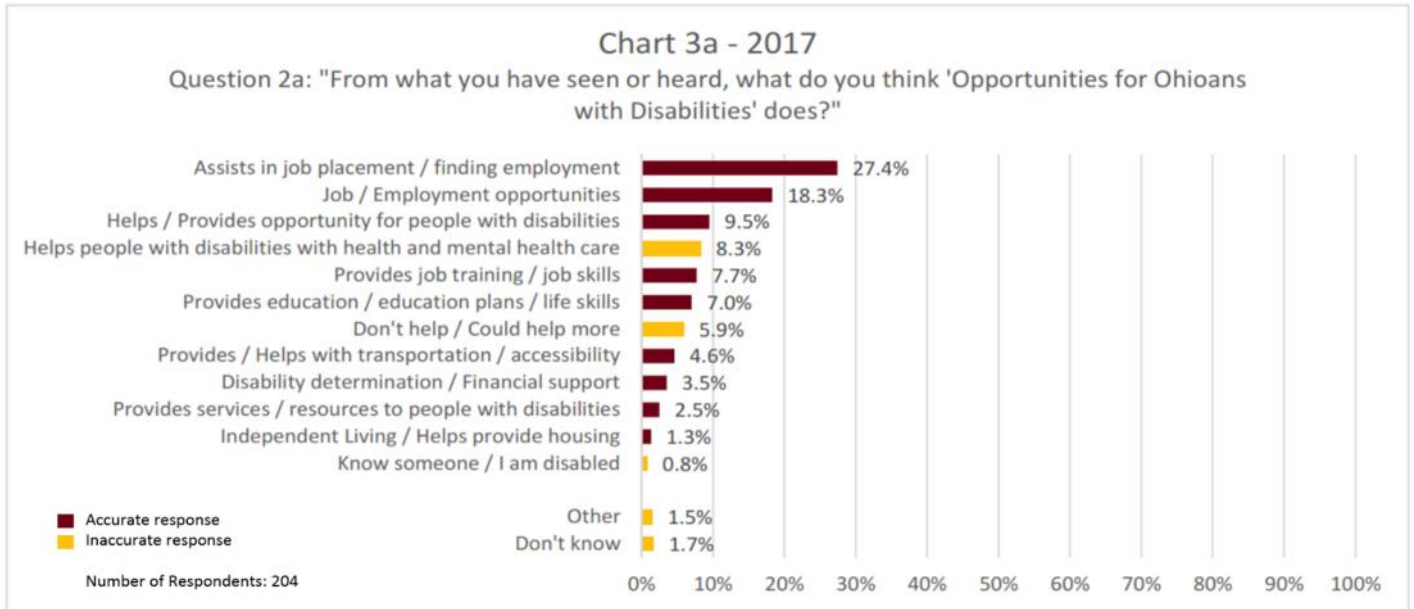


Source: The Ohio Poll #132, July 2013,
and The Ohio Poll #137, July 2017
Institute for Policy Research

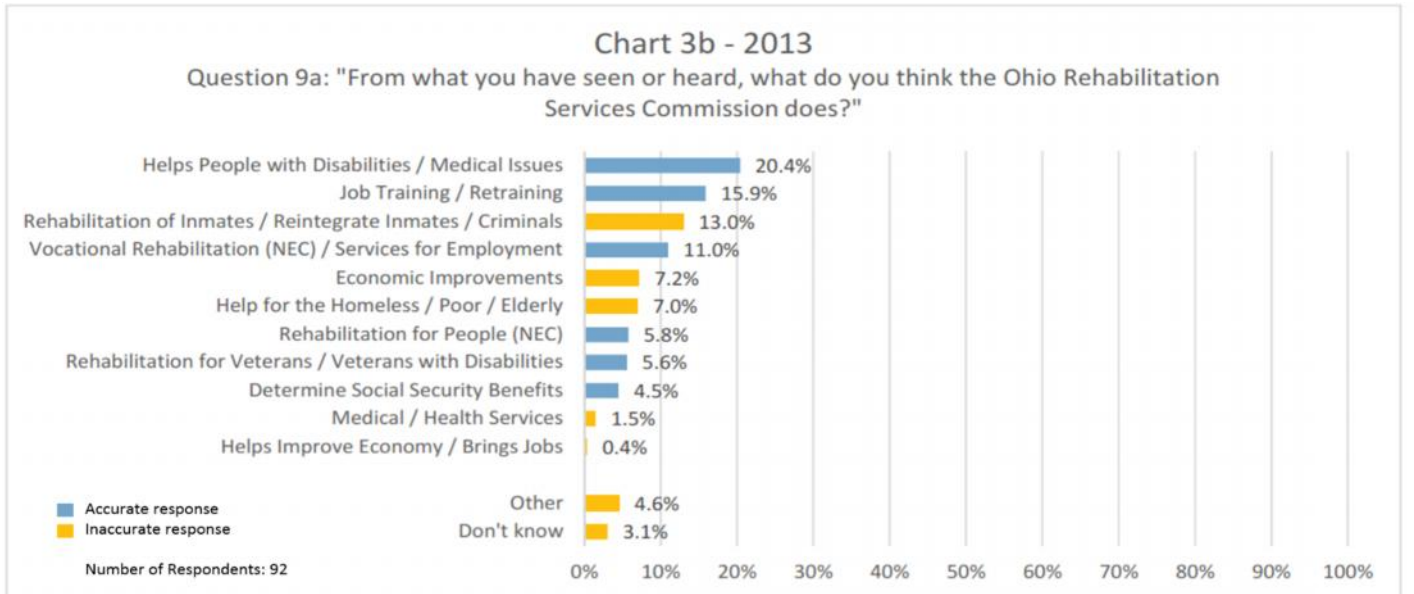


The Ohio Poll

Survey respondents were also asked about what they think OOD does. Respondents who said “Yes” that they know what OOD does were asked the following open-end question: “From what you have seen or heard, what do you think OOD does?”. Of the responses given to this question in 2017, eighty-two percent accurately reflect the services provided by OOD and eighteen percent are inaccurate, including “Other” and “Don’t know” (see Chart 3a). This is a significant improvement from 2013, in which sixty-three percent of responses accurately reflected agency services and thirty-seven percent were inaccurate, including “Other” and “Don’t know” (see Chart 3b). In both years, caution should be exercised when interpreting variation in the responses due to the low number of respondents.



Source: The Ohio Poll #137, July 2017
Institute for Policy Research

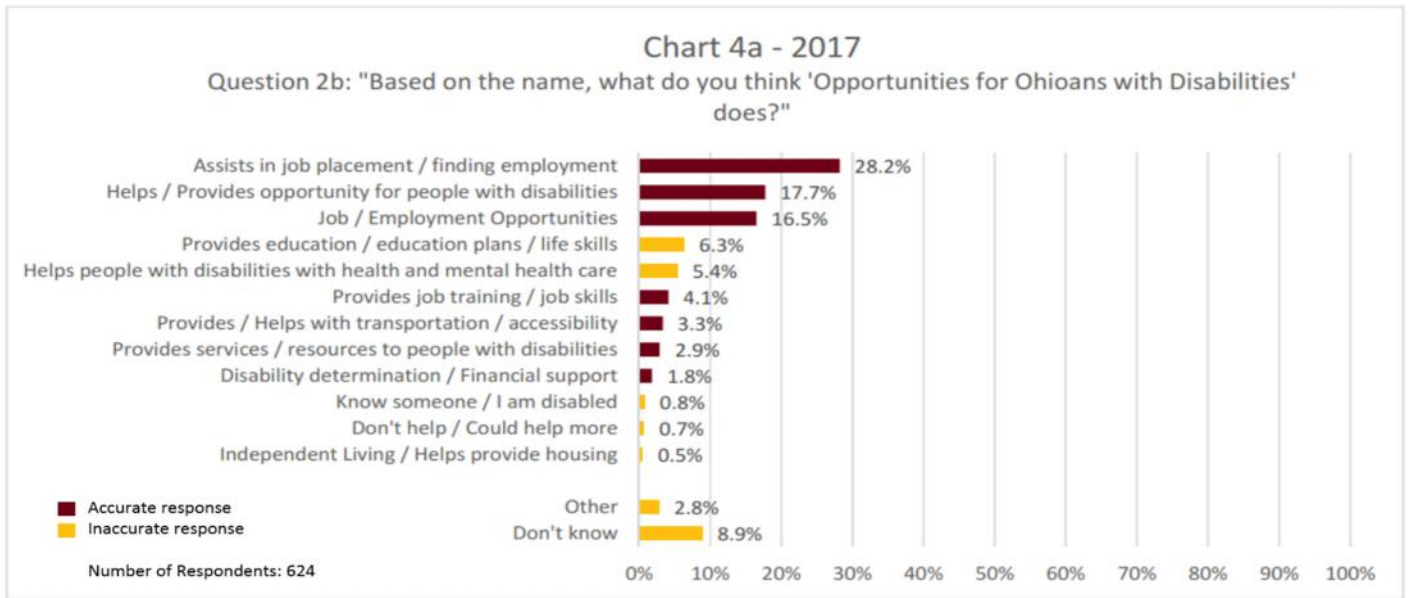


Source: The Ohio Poll #132, July 2013
Institute for Policy Research

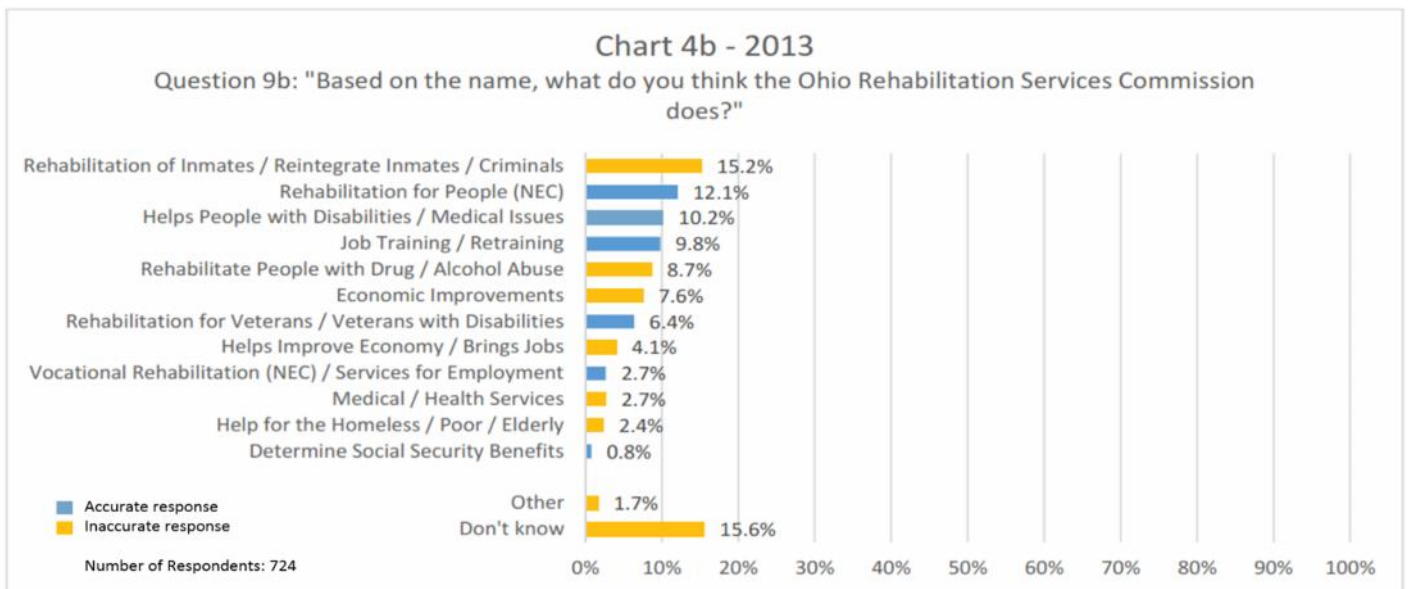


The Ohio Poll

Survey respondents who said “No” when asked if they know what OOD does were asked the same question with a slightly different introduction. These respondents were asked the following open-end question: “Now, based on the name, what do you think OOD does?”. Of the responses given to this question in 2017, seventy-five percent accurately reflect the services provided by OOD and twenty-five percent are inaccurate, including “Other” and “Don’t know” (see Chart 4a). Again, the accurate response rate in 2017 improved substantially when compared to 2013, in which forty-two percent of responses accurately reflected OOD services and fifty-eight percent were inaccurate, including “Other” and “Don’t know” (see Chart 4b).



Source: The Ohio Poll #137, July 2017
Institute for Policy Research

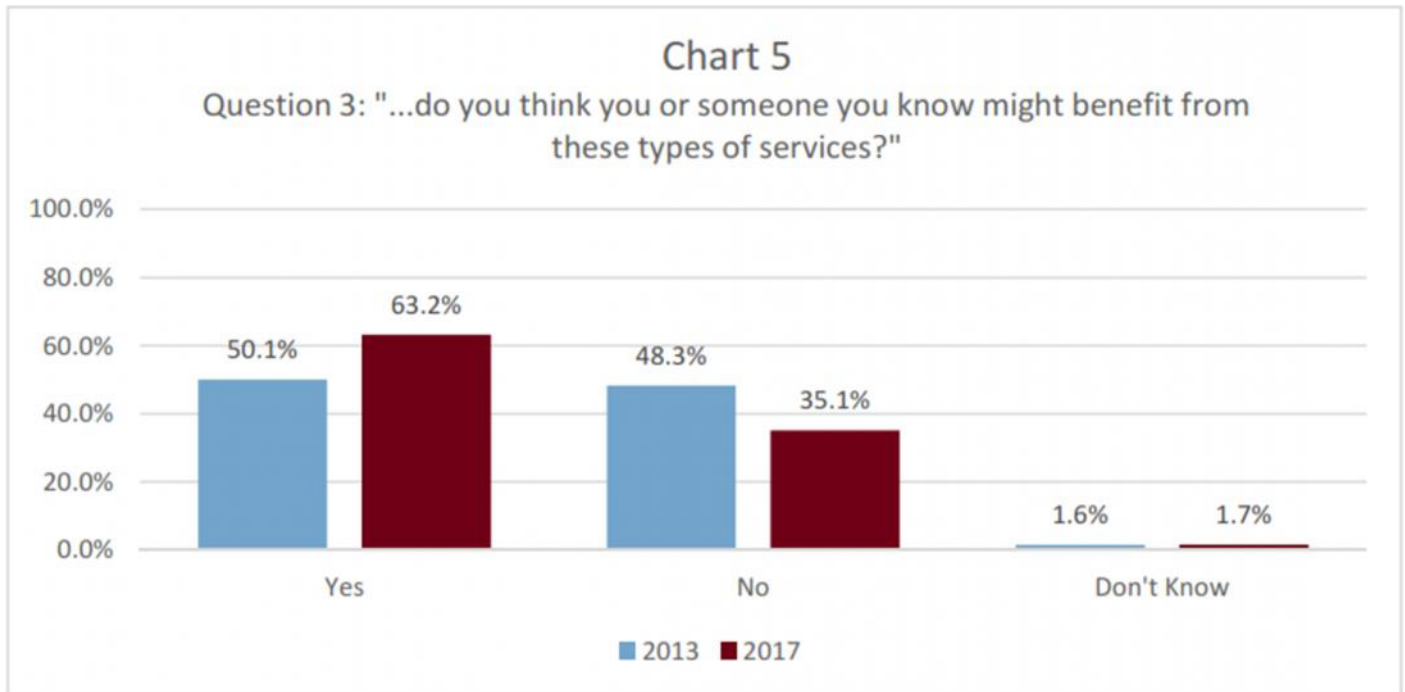


Source: The Ohio Poll #132, July 2013
Institute for Policy Research



The Ohio Poll

When respondents were provided information on what OOD does, they were asked whether they, or someone they know, might benefit from the services provided by OOD. In 2017, sixty-three percent of respondents indicated that they or someone they know might benefit from OOD services. Thirty-five percent of respondents indicated that they did not think they or someone they know might benefit from OOD services, and two percent did not know (see Chart 5). This reflects a thirteen percentage point increase in affirmative responses from 2013, in which fifty percent of respondents indicated that they or someone they knew might benefit from OOD services, forty-eight percent did not think they or someone they knew might benefit from services, and two percent did not know.



Source: The Ohio Poll #132, July 2013, and
The Ohio Poll #137, July 2017
Institute for Policy Research



Please contact Steven Tribbie, Reporting and Research Manager at steven.tribbie@ood.ohio.gov or 614-438-1284 if you have any questions about this information.